

DESCRIPTION

AMC MODEL MSN-7DR/DT-06-DEC-SP IS A SINGLE POLE SEVEN THROW, REFLECTIVE OR NON-REFLECTIVE/ABSORPTIVE SWITCH MODULE WITH HIGH ISOLATION, LOW LOSS, HIGH SPEED, AND WITH INTEGRAL TTL DRIVER, DESIGNED FOR BROAD BAND OPERATIONS.

SPECIFICATIONS:

- FREQUENCY: 0.5 GHz TO 18 GHz
- INSERTION LOSS: REFLECTIVE: 3.75db
ABSORPTIVE: 4.25db
- ISOLATION: 0.5 GHz TO 2 GHz: 60db
2 GHz TO 18 GHz: 70db
- VSWR: REFLECTIVE IN/OUT: 2.0:1
ABSORPTIVE IN/OUT: 2.0:1
ABSORPTIVE OUT/OFF: 2.0:1
- SPEED: RISE: 10ns TYPICAL, 15ns MAX.
FALL: 10ns TYPICAL, 15ns MAX.
DELAY ON: 75ns TYPICAL, 100ns MAX.
DELAY OFF: 75ns TYPICAL, 100ns MAX.
- POWER INPUT: (CW)+20dBm (STANDARD), +10 dBm (HIGH SPEED)
- SURVIVAL POWER: 1 WATT CW, 10 WATTS PEAK 1 usec
- CONTROL: TTL LOGIC "0"=ON "1"=OFF
- POWER SUPPLY: +5V @ 350 mA MAX.
-5V @ 75mA MAX.(REFLECTIVE)
100mA MAX.(ABSORPTIVE/NON-REFLECTIVE)

OPTIONS:

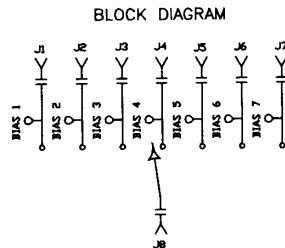
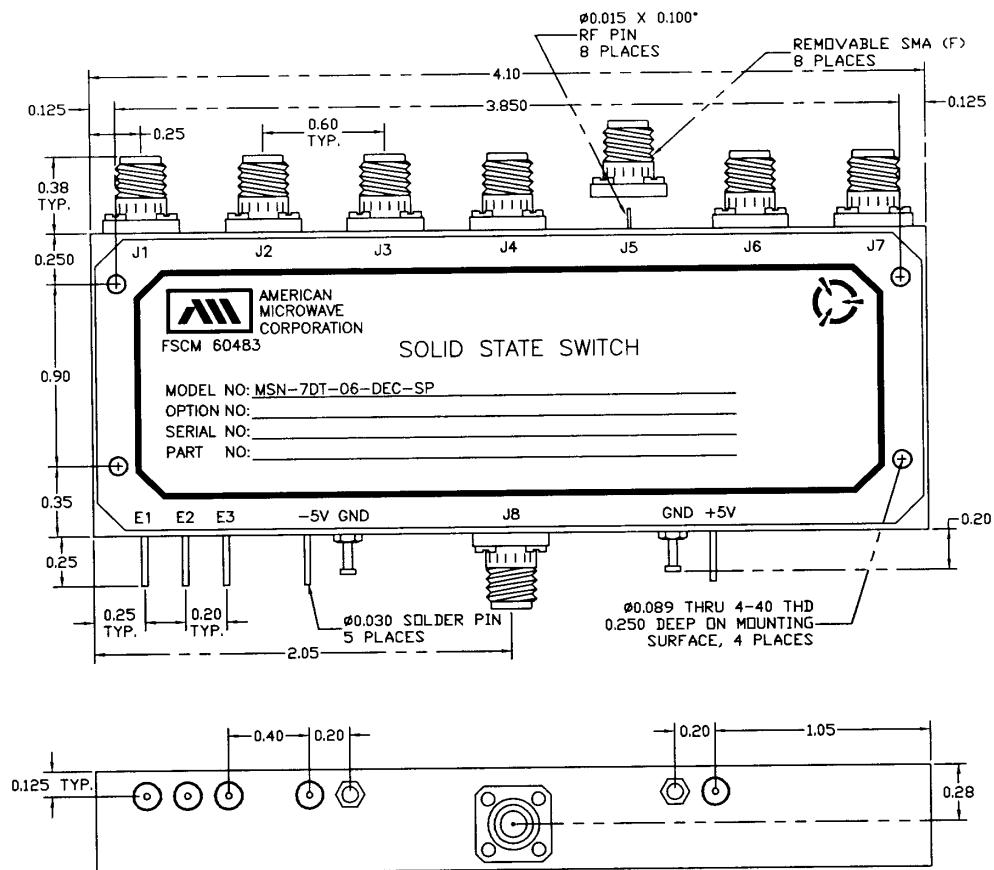
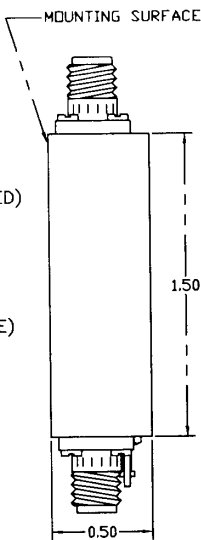
- INDEPENDENT CONTROL WITH SOLDER PIN STANDARD
- DEC-MP 3 BIT DECODER WITH MULTIPIN
- DEC-SP 3 BIT DECODER WITH SOLDER PIN
- MP-IND INDEPENDENT CONTROL WITH MULTIPIN
- 10M18 10 MHz TO 18 GHz (INSERTION LOSS INCREASES BY 1.5db AT 10 MHz AND 0.5db AT 18 GHz)
- 100M18 100 MHz TO 18 GHz (INSERTION LOSS INCREASES BY 1.5db AT 100 MHz AND 0.5db AT 18 GHz)
- 118 1 GHz TO 18 GHz (NO CHANGE IN INSERTION LOSS)
- 218 2 GHz TO 18 GHz (NO CHANGE IN INSERTION LOSS)
- 412 4 GHz TO 12.4 GHz (NO CHANGE IN INSERTION LOSS)
- 618 6 GHz TO 18 GHz (NO CHANGE IN INSERTION LOSS)
- 1218 12 GHz TO 18 GHz (NO CHANGE IN INSERTION LOSS)
- 100M20 100 MHz TO 20 GHz (INSERTION LOSS INCREASES BY 1.5db AT 100 MHz AND 1.0db AT 20 GHz)
- 220 2 GHz TO 20 GHz (INSERTION LOSS INCREASES BY 1.0db AT 20 GHz)
- 1020 10 GHz TO 20 GHz (INSERTION LOSS INCREASES BY 1.0db AT 20 GHz)
- B01 -12V POWER SUPPLIES
- B02 -15V POWER SUPPLIES
- B03 REVERSE LOGIC "1"=ON "0"=OFF
- B04 DRIVERLESS, CURRENT CONTROLLED
- B05 HIGH SPEED, TURNON/TURNOFF 25 nsec MAXIMUM WHEN APPLICABLE
- B06 HIGH POWER - SPECIFY CW POWER, PEAK POWER, PULSE WIDTH, DUTY CYCLE, RF FREQUENCY AND BANDWIDTH
- B07 CUSTOM DESIGNED PRODUCT- SPECIFY INITIALS OF CUSTOMER
- B08 LOW VIDEO TRANSIENTS - SPECIFY VIDEO BANDWIDTH
- B09 LOW INSERTION LOSS VERSION
- B10 HIGHER ISOLATION VERSION

ENVIRONMENTAL RATINGS:

- TEMPERATURE: -55°C TO +85°C (OPERATING)
-65°C TO +125°C (STORAGE)
- HUMIDITY: MIL-STD-202F, METHOD 103B COND. B
- SHOCK: MIL-STD-202F, METHOD 213B COND. B
- VIBRATION: MIL-STD-202F, METHOD 204D COND. B
- ALTITUDE: MIL-STD-202F, METHOD 105C COND. B
- TEMPERATURE CYCLE: MIL-STD-202F, METHOD 107D COND. A

NOTE: THE ABOVE SPECIFICATIONS ARE SUBJECT TO CHANGE OR REVISION

REVISIONS		DESCRIPTION	DATE	APPROVED
ZONE	REV.			
-	-	ORIGINAL RELEASE	8/11/00	



ALL DIMENSIONS ARE IN INCHES
TOLERANCES:
X.XX ±0.020
X.XXX ±0.010

NOTE:
DR=WITH DRIVER, REFLECTIVE
DT=WITH DRIVER, NON-REFLECTIVE/ABSORPTIVE

CONFIDENTIAL AND PROPRIETARY

PART NO.		AMERICAN MICROWAVE CORPORATION FREDERICK, MARYLAND	
APPROVALS	DATE	TITLE PRODUCT FEATURE MSN-7DR/DT-06-DEC-SP REFLECTIVE OR NON-REFLECTIVE/ABSORPTIVE SOLID STATE SWITCH	
DRAWN WSP & RRA	8/11/00	SIZE A	FSCM NO. 60483
CHECKED		DWG NO. 100-5424-3	REV. -
ISSUED		SCALE N/S	SHEET 1 of 1